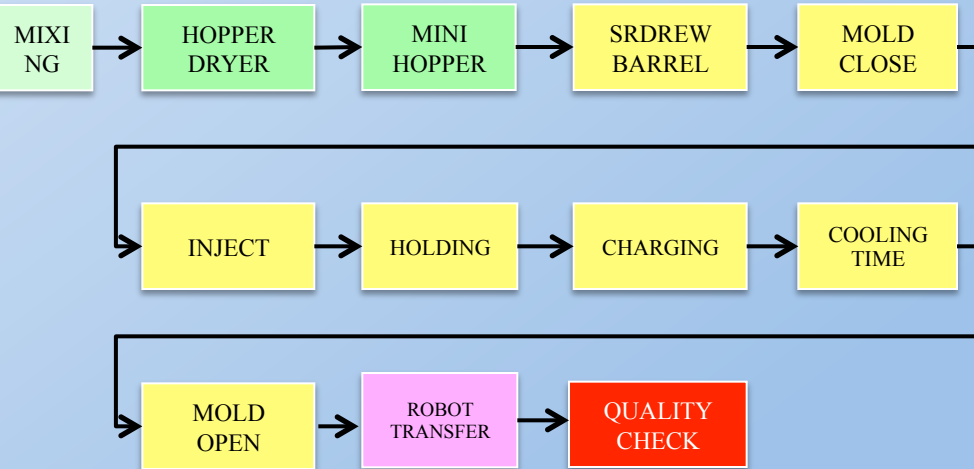


1st Facility

17 INJECTION MACHINE



Product

TWOWHEEL PRODUCT



FOURWHEEL PRODUCT

INNOVA



FORTUNER



SIENTA



INTERIOR PART

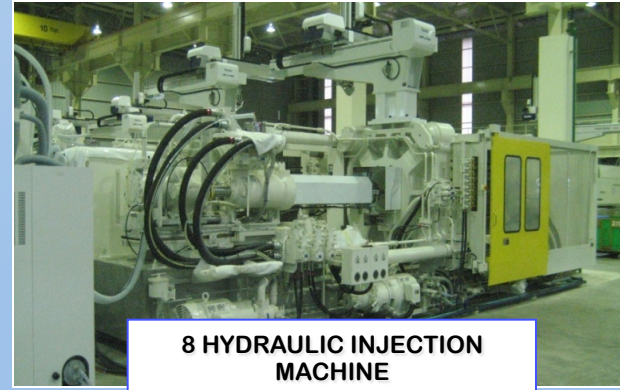


Injection Facility (Machine)



**9 ELECTRIC INJECTION
MACHINE**

MACHINE CAPACITY	QUANTITY
350 T	2
450 T	1
650 T	2
850 T	4




**8 HYDRAULIC INJECTION
MACHINE**

MACHINE CAPACITY	QUANTITY
350 T	1
450 T	2
650 T	2
850 T	3




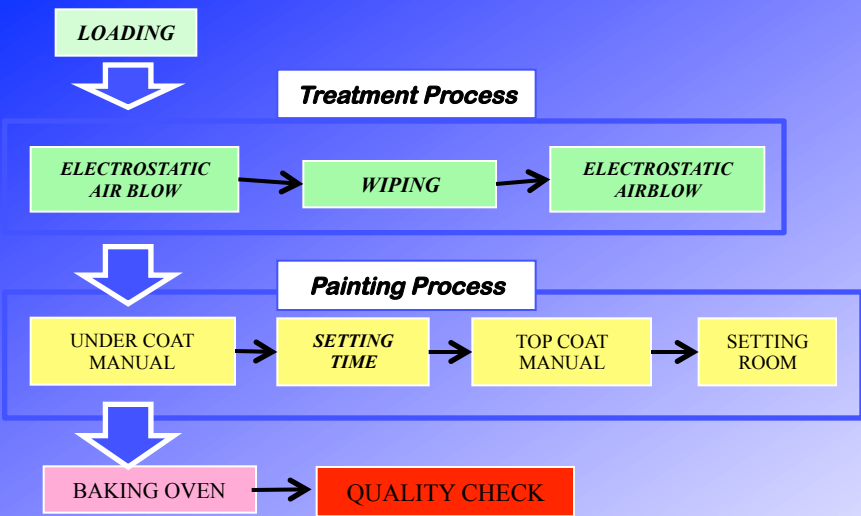
17 YUSHIN ROBOT



INSPECTION LINE

2nd Facility


1 PLASTIC PAINTING LINE



Product



TWOWHEEL PRODUCT



FOURWHEEL PRODUCT

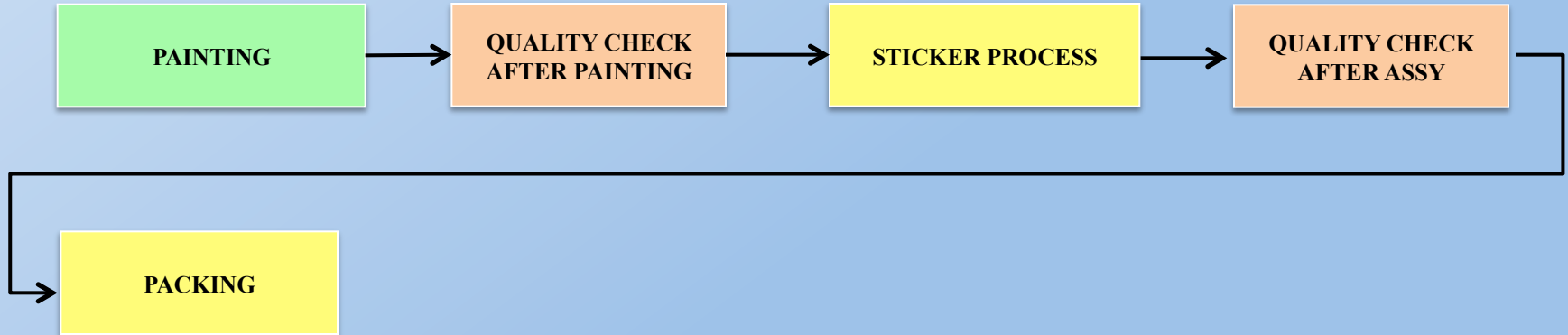
INNOVA



GARNISH FRONT PILAR
LWR RH/LH 660A

3th Facility

2 ASSEMBLY LINE (PART AFTER PAINTING)



JIG / ASSY PROSES

PRODUCT